

AEGIS SAMPLE PROFESSIONAL PRACTICE
A Combination 401(k)/ Profit Sharing/ Cash Balance Plan
For the Plan Year 01/01/2018 - 12/31/2018
CONTRIBUTION REPORT - DETAIL

P	O	H	Class	Last Name	First Name	AA	RA	Considered Earnings	Cash Balance		401(k) Deferral	Safe Harbor	Profit Sharing		Total Contribution				
									Amount	%			Amount	%	Employer				% of Total
															Amount	%	Cost	%	
*	*	*	A	OWNER	DOCTOR	57	62	275,000	217,250	79.0	24,500	8,250	6,875	2.5	256,875	93.4	232,375	84.5	34.3
*	*	*	B	OWNER	DOCTOR	55	62	275,000	198,000	72.0	24,500	8,250	6,875	2.5	237,625	86.4	213,125	77.5	31.4
*	*	*	C	OWNER	DOCTOR	52	62	275,000	170,500	62.0	24,500	8,250	6,875	2.5	210,125	76.4	185,625	67.5	27.4
	*		H	NONOWNER	DOCTOR	47	62	150,000	0	0.0	12,000	4,500	0	0.0	16,500	11.0	4,500	3.0	0.7
			M	STAFF	MANAGER	46	62	90,000	1,800	2.0	5,400	2,700	3,600	4.0	13,500	15.0	8,100	9.0	1.2
			N	STAFF	MEDICAL	40	62	75,000	0	0.0	3,750	2,250	3,375	4.5	9,375	12.5	5,625	7.5	0.8
			N	STAFF	MEDICAL	63	67	55,000	0	0.0	2,750	1,650	2,475	4.5	6,875	12.5	4,125	7.5	0.6
			N	STAFF	MEDICAL	30	62	50,000	0	0.0	2,500	1,500	2,250	4.5	6,250	12.5	3,750	7.5	0.6
			N	STAFF	MEDICAL	42	62	50,000	0	0.0	2,500	1,500	2,250	4.5	6,250	12.5	3,750	7.5	0.6
			N	STAFF	MEDICAL	49	62	50,000	0	0.0	2,500	1,500	2,250	4.5	6,250	12.5	3,750	7.5	0.6
			O	STAFF	OFFICE	30	62	35,000	700	2.0	1,050	1,050	1,400	4.0	4,200	12.0	3,150	9.0	0.5
			O	STAFF	OFFICE	33	62	30,000	600	2.0	0	900	1,200	4.0	2,700	9.0	2,700	9.0	0.4
			O	STAFF	OFFICE	61	65	30,000	600	2.0	900	900	1,200	4.0	3,600	12.0	2,700	9.0	0.4
			O	STAFF	OFFICE	66	70	25,000	500	2.0	750	750	1,000	4.0	3,000	12.0	2,250	9.0	0.3
			O	STAFF	OFFICE	27	62	25,000	500	2.0	0	750	1,000	4.0	2,250	9.0	2,250	9.0	0.3

Legend: P- Principal, O- Owner, H- Highly Compensated Employee

CONTRIBUTION REPORT - SUMMARY

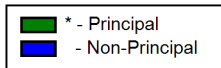
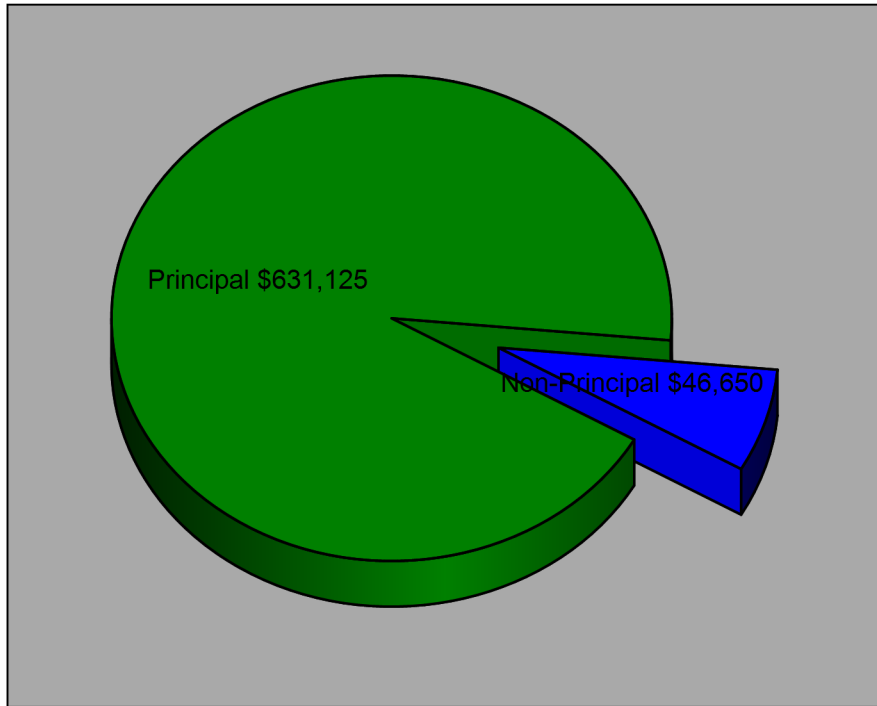
	Considered Earnings	Cash Balance		401(k) Deferral	Safe Harbor	Profit Sharing		Total Contribution				
		Amount	%			Amount	%	Employer				% of Total
								Amount	%	Cost	%	
Principals	825,000	585,750	71.0	73,500	24,750	20,625	2.5	704,625	85.4	631,125	76.5	93.1
Non-Principals	665,000	4,700	0.7	34,100	19,950	22,000	3.3	80,750	12.1	46,650	7.0	6.9
Grand Total	1,490,000	590,450	39.6	107,600	44,700	42,625	2.9	785,375	52.7	677,775	45.5	100.0

AEGIS SAMPLE PROFESSIONAL PRACTICE
A Combination 401(k)/ Profit Sharing/ Cash Balance Plan
For the Plan Year 01/01/2018 - 12/31/2018
CONTRIBUTION SUMMARY REPORT (CHART)

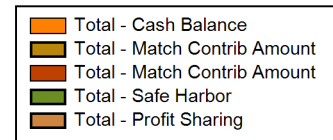
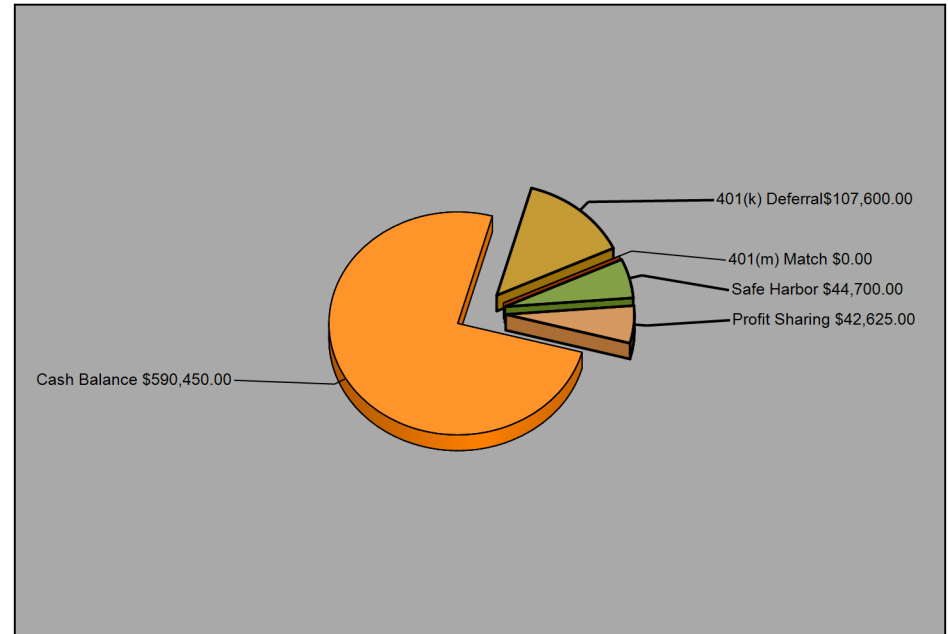
Principal	Principal (%)	Non-Principal	Non-Principal (%)
631,125	93.12	46,650	6.88

Cash Balance	401(k) Deferral	401(m) Match	Safe Harbor	Profit Sharing
590,450.00	107,600.00	0.00	44,700.00	42,625.00

Principal / Non-Principal Source



Contribution Source



Understanding Cash Balance Plans

What is a Cash Balance Plan?

A Cash Balance Plan is a Defined Benefit Plan that looks like a Money Purchase Plan.

Like a Money Purchase Plan, fixed contributions are credited to each participant at the end of each year.

In addition, participants receive interest credits based on the interest rate defined in the plan. The credit is a fixed rate specified in the plan. Increases or decreases in the value of the plan's investments do not directly affect the benefits promised to the participants. The investment risks and rewards are borne solely by the employer.

The plan maintains a hypothetical account balance for each participant. When the participant retires, his benefit is the value of the hypothetical account. This lump sum value can be converted to a monthly pension at retirement.

A Cash Balance plan is a Hybrid Plan. It appears to participants as a Defined Contribution Plan but is treated under the Internal Revenue Code as a Defined Benefit Plan. Participant statements look like a Defined Contribution Statement. It includes:

- Beginning Balance
- Contribution Credits
- Interest Credits
- Ending Balance

Can a Cash Balance Plan be combined with a 401(k) Profit Sharing Plan?

To produce larger contributions, especially for Principals and Owners, Cash Balance Plans are usually combined with 401(k)/Profit Sharing Plans. The 401(k) and Profit Sharing component can also provide flexibility in the combined plan.

How are investments in a Cash Balance plan managed?

Assets in the plan are not allocated to participants. Participants cannot direct the investments. The pooled fund is invested by the Trustees and Investment Advisers.

Gains (losses) from investments reduce (Increase) the Plan Sponsor's contribution.

Since interest credit guarantees cannot exceed market rate of return, assets may be invested conservatively.

What are the other features of the Cash Balance Plan?

When a participant becomes entitled to receive benefits under a cash balance plan, the benefits are defined in terms of an account balance. For example, assume that a participant has an account balance of \$100,000 when he reaches age 62. If the participant decides to retire at that time, he would have the right to an annuity based on his account balance. Such an annuity might be approximately \$10,000 per year for life. In many cash balance plans, however, the participant could instead choose (with consent from his spouse) to take a lump sum benefit equal to the \$100,000 account balance.

In addition to generally permitting participants to take their benefits as lump sum benefit at retirement, cash balance plans often permit vested participants to choose (with consent from their spouses) to receive their accrued benefits in lump sums if they terminate employment prior to retirement age. Traditional defined benefit pension plans do not offer this feature as frequently.

If a participant receives a lump sum distribution, that distribution generally can be rolled over into an Individual Retirement Account (IRA) or to another employer's plan if that plan accepts rollovers. This makes Cash Balance plans portable, therefore appealing to participants.